

«myGPV»

Customer Portal of the GPV Group

User Guide



Table of contents

Chapter 1: Introduction	3
Login- and Logout / Authorisation	4
Home – Overview	5
Chapter 2: Orders	6
Screen view of orders – order confirmations online	7
Chapter 3: Items	8
Item browser – a comprehensive component database	9
Chapter 4: BOM-Explorer (Bill-of-Materials)	10
BOM-Explorer – scalable item lists	11



1 Introduction «myGPV»

Welcome to the customer portal of the GPV Group – your online tool for order- and BOM-planning

The customer portal provides a detailed overview of your open and delivered orders. It will help you keeping track, so the time-consuming compilation of own lists will become omitted. Shortly after you place your order by fax or email, it will be listed in the customer portal with our scheduled delivery dates. A real alternative to collecting order confirmations one by one on paper.

“myGPV” is also an indispensable tool for the industrialisation and development departments: any updated BOM (bill-of-material) can easily be browsed on screen and downloaded as pdf - time saving is guaranteed! All levels of semi-finished-goods can be hidden or shown as per your preference.

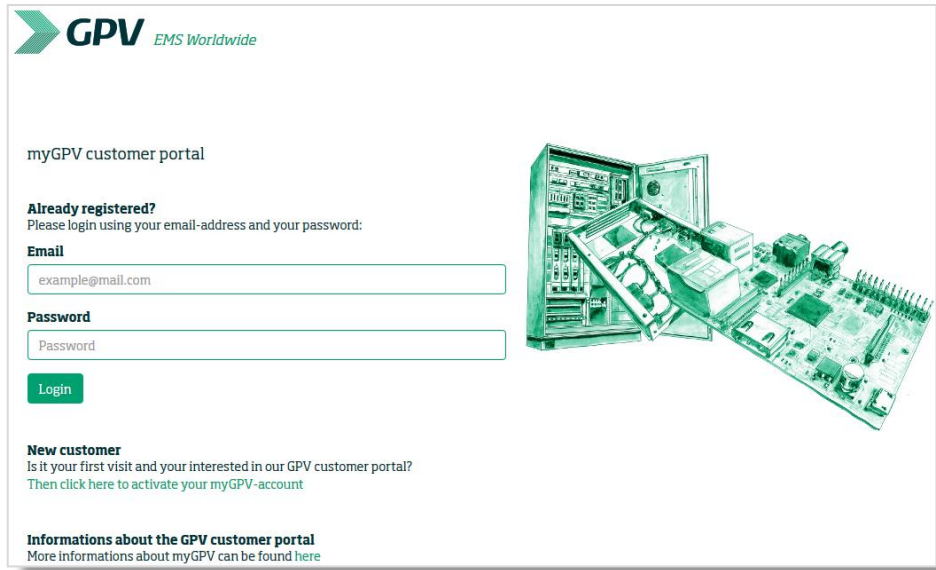
Or do you need further information regarding the items in use? The item browser provides detailed information online and at any time!

To get you started, you'll find some information about the most important functions on the following pages.



Login- and Logout / Authorisation

Data security is most important: the access to the portal is protected via two-factor authentication process. The login information initially obtained from the GPV Group can individually be changed in the menu "User Administration". So only registered users of your company with a personal password benefit from using the portal.



GPV EMS Worldwide

myGPV customer portal

Already registered?
Please login using your email-address and your password:

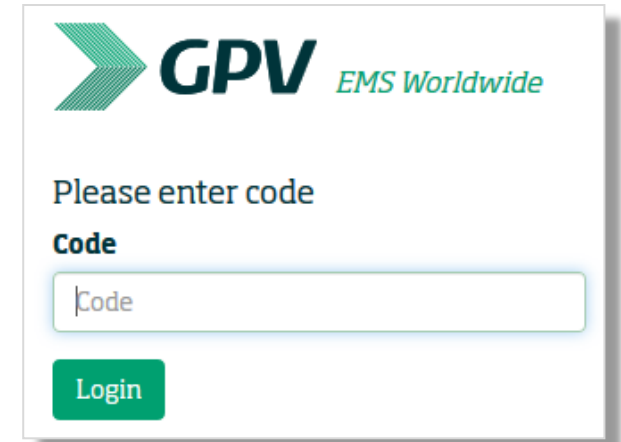
Email

Password

Login

New customer
Is it your first visit and your interested in our GPV customer portal?
Then click here to activate your myGPV-account

Informations about the GPV customer portal
More informations about myGPV can be found [here](#)



GPV EMS Worldwide

Please enter code

Code

Login

Per session, you will receive a separately generated 6-digit meeting code, that is being sent to you by e-mail by the system immediately.

Enter the session code in the window.

*Login with the login data received from your customer service manager.
Are you missing these login-data? Let us know on gpv@gpv-group.*

Link: <https://custportal.gpv-group.com/login>

Logout

Hint: always leave the portal by clicking on «Logout». This assures data security.

Home - Overview

Immediately after logging in, you'll find on the homepage at a glance what is most important : your open orders as well as the main navigation bar.

The screenshot shows the 'myGPV' homepage. At the top right, there is a navigation bar with links for 'Home', 'Orders', 'Items', 'BOMs', and 'Logout'. Below this, on the left, is a green box labeled 'Customer DunsNo:' followed by a blurred area. On the right, another green box is labeled 'Logged in as:' followed by a blurred area. Below the navigation bar, the word 'Overview' is displayed with a help icon. Underneath is a search bar with the placeholder text 'Filter...' and a 'Search' button. The main content area is titled 'Orders' and contains a table with three columns: 'Order No', 'Order date', and 'Customer Order No'. The table lists three orders, all dated '04 Apr 2019'. At the bottom of the table, there are navigation controls: '← Previous', 'Displaying 1 to 15 of 192', and 'Next →'.

Order No	Order date	Customer Order No
[blurred]	04 Apr 2019	[blurred]
[blurred]	04 Apr 2019	[blurred]
[blurred]	04 Apr 2019	[blurred]

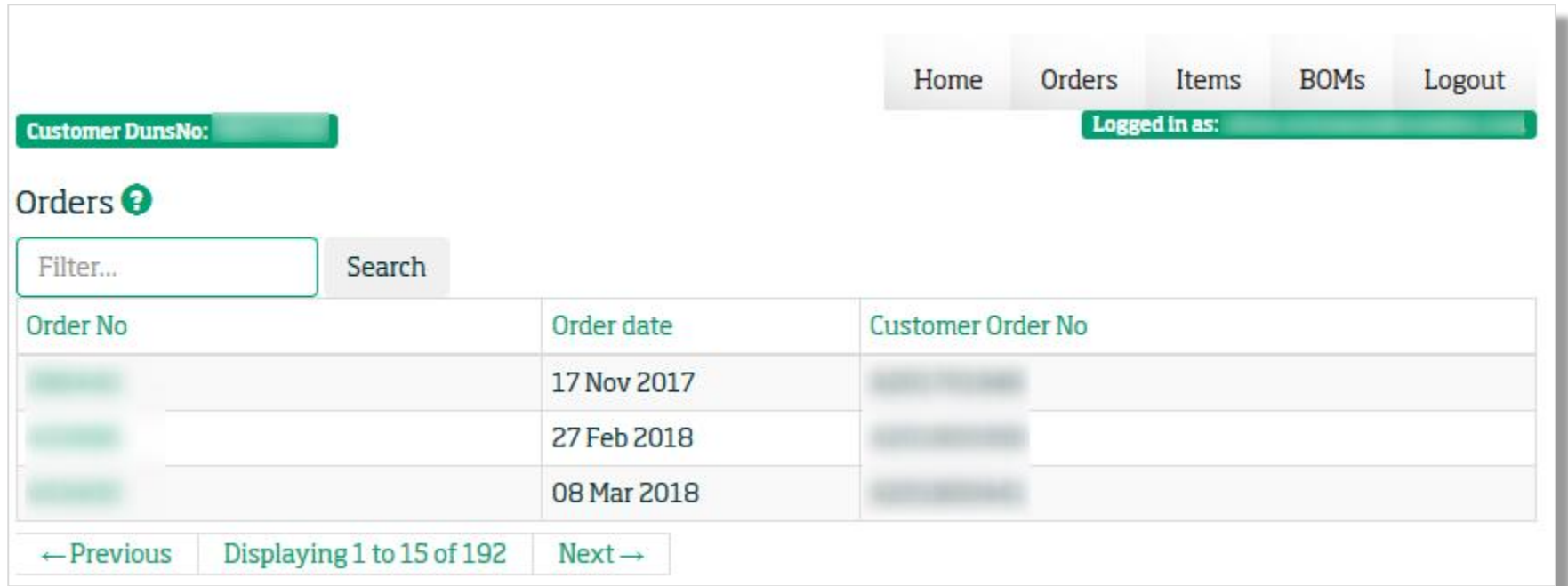
The "myGPV"-homepage (Home) is arranged as a desktop in a clear layout.

In tabular listing you'll find your most recent orders. In the upper area to the right you'll find the buttons to move to the other screens.

Search: you can search directly for an order confirmation by using the search window.

2 Orders (order confirmations)

Online view of your orders – all current orders at a glance



The screenshot shows a web interface for viewing orders. At the top right, there are navigation tabs: Home, Orders (selected), Items, BOMs, and Logout. Below the navigation, there are two green bars: "Customer DunsNo:" on the left and "Logged In as:" on the right. The main heading is "Orders" with a help icon. Below the heading is a search area with a "Filter..." input field and a "Search" button. The main content is a table with three columns: "Order No", "Order date", and "Customer Order No". The table contains three rows of data. At the bottom of the table, there are navigation buttons: "← Previous", "Displaying 1 to 15 of 192", and "Next →".

Order No	Order date	Customer Order No
	17 Nov 2017	
	27 Feb 2018	
	08 Mar 2018	

- directly select an order from the list (click on the order no.)
- search for an order by clicking on the column headers to reorder the entries
- search for an order by scrolling to the next 15 entries (button previous/next)
- enter the GPV order confirmation number (or parts of it) in the search window
- enter your order number (or parts of it) in the search window

Orders screen – your online order confirmation

Once you have selected an order a new window will open up with the detailed view of the order. This monitor provides information to the same extent as a printed order confirmation.

Customer DunsNo:

Order ?

Order date
27 Feb 2018

Home Orders Items BOMs Logout

Logged in as:

Item	Customer item No	Description	Quantity	Quantity to ship	Requested delivery date	Promised delivery date	Quantity invoiced	Blanket Order Ref
 	 	 	35	3	11 Apr 2018	11 Apr 2018	32	
 	 	 	5	0	11 Apr 2018	11 Apr 2018	5	

- *Item: GPV item number*
- *Customer item no: your part number*
- *Description: short description of the item*
- *Quantity: total quantity of the orderline*

- *Quantity to ship: open quantity per entry line*
- *Requested delivery date: delivery date as per your p.o.*
- *Promised delivery date: confirmed date*
- *Quantity invoiced: quantity already supplied & invoiced*
- *Blanket order ref: blanket order reference*

3 Items

Item browser – a comprehensive item data base

Press the “items” button to go to the items screen where you will find a list with 15 products (your customer specific and shared items from our general range of components).

Customer DunsNo: Logged in as:

Home Orders **Items** BOMs Logout

Items ?

Filter... All Search

Item No	LE	Customer item No	Description	Manufacturer name	Manufacturer item No	Status
	CAX			AVX		Released
	CAX			AVX		Released
	CAX			AVX		Released
	CAX			AVX		Released

← Previous Displaying 1 to 15 of 68630 Next →

- directly select an item from the list (click on the item no.)
- search for an item by clicking on the column headers to reorder the entries
- search for an item by scrolling to the next 15 entries (button previous/next)
- enter the GPV-item no., your part no. or the manufacturers part no. (or parts of it). With presets in the combination filter, it is possible to limit the entries on certain commodity-groups.

Item browser – a comprehensive item data base

After you have chosen an item a new window with all detail information will open:

Button «Usage list»: when clicking on «Usage list», all assemblies will be listed where the item is part of.

Item 1500.1364 ?

Legal Entity
CAX

Customer item No

Description
IC LM4041CIM3/ADJ SMD SOT-23 Ref. Diode 1.225V

Lead time
140

Consumption last 12m
22369.00

Locked
No

Drawing No.

Commodity Group
Actives

Sub-Commodity Group
Analog

Manufacturer name
MICREL

Manufacturer item No
LM4041CYM3-ADJ

Manufacturer item status
Released

Notes
IC LM4041CIM3/ADJ SMD SOT-23 Ref. Diode 1.225V NATIONAL LM4041CIM3-ADJ/NOPB TI LM4041CIM3-ADJ/NOPB MICREL LM4041CYM3-ADJ MICROCHIP LM4041CYM3-ADJ*

Customer specific
No

Customer supply
No

Available inventory
5670.00

Usage list

- *Customer item No: specific customer item no*
- *Description: description of the item*
- *Lead time: delivery time in days*
- *Consumption last 12m: consumption within the subsidiary during the last 12 months*
- *Locked: blocked status of the item*
- *Drawing No.: drawing number*
- *Commodity group: assignment to commodity group*
- *Sub-Commodity group: assignment to sub-commodity group*

- *Manufacturer name: name of manufacturer*
- *Manufacturer item No: manufacturers' item number*
- *Manufacturer item status: item status at manufacturer*
- *Notes: additional notes about the item*
- *Customer specific: customer specific item yes/no*
- *Customer supply: is item supplied by customer yes/no*
- *Available inventory: stocks in pcs / meter etc.*

4 BOM-Explorer (Bill-of-Materials)

BOM-Explorer – scalable item lists

The BOM-Explorer (BOM = Bill-of-material) allows you to display the BOMs as per your preference: hierarchies (finished and semi-finished goods) can be shown or hidden. Click the button "BOMs" to show all Bill-of-Materials.

The screenshot shows the BOM-Explorer interface. At the top right, there are navigation buttons: Home, Orders, Items, BOMs, and Logout. Below these, there are fields for 'Customer DunsNo:' and 'Logged in as:'. The main section is titled 'BOMs ?' and contains a search bar with a 'Filter...' input and a 'Search' button. Below the search bar is a table with three columns: 'Job item', 'Customer item No', and 'Description'. The table contains three rows, each with a BOM number in a small box on the left. The first two rows are for finished goods (fg) and the third is for semi-finished goods (sfg). The description for the second and third rows is 'PCBA'. At the bottom of the table, there are navigation buttons: '← Previous', 'Displaying 286 to 300 of 565', and 'Next →'.

Job item	Customer item No	Description
fg		
fg		PCBA
sfg		PCBA

- directly select a BOM from the list (click on BOM-number)
- search for a BOM by clicking on the column headers to reorder the entries
- search for a BOM by scrolling to the next 15 entries (button previous/next)
- enter the BOM-number (or parts of it) in the search window

fg = finished good

sfg = semi-finished good

BOM-Explorer – scalable item lists

Once you have selected a BOM, a new window will open with further detailed information on the BOM. Here, the structures of the main assembly (FG = finished good) is shown with any sub-assemblies (SFG = semi finished goods). The sub-assemblies are displayed indented and can be fully displayed with their components as desired.

[Home](#) [Orders](#) [Items](#) [BOMs](#) [Logout](#)

Customer DunsNo: Logged in as:

BOM ?[Download PDF](#)

Item No	Pos No	Customer item No	Description	Qty.	Unit	Reference designator
▼ 	1	 	 	1.0000	Nos	
 	1		BAG PLASTIC 	1.0000	Nos	
▼ 	1		PRINTED LABEL FOR 	1.0000	Nos	
 	1	 	STICKER 	1.0000	Nos	
 	1		TERMINAL PLUG 	2.0000	Nos	
 	1		TERMINAL PLUG 	2.0000	Nos	

By clicking on one of the items you will get the same information as within the item-browser.

Button «Download PDF»: download a pdf-copy of the actual Bill-of-Materials.

Headquarters

GPV International A/S

Lysholt Allé 11
DK-7100 Vejle

Europe

GPV Electronics CH

Mendrisio, Switzerland

GPV Electronics DE

Hildesheim, Germany

GPV Electronics DK

Aars, Denmark

GPV Mechanics DK

Tarm, Denmark

GPV Electronics SK

Hlohovec, Slovakia

GPV Cable AT & SK

Hlohovec, Slovakia
Frankenmarkt, Austria
Rottenmann, Austria

Design & Engineering

Lachen, Switzerland

Asia

GPV Electronics CN

Zhongshan, China

GPV Electronics LK

Kochchikade, Sri Lanka

GPV Electronics TH

Bangkok, Thailand

GPV Mechanics TH

Bangkok, Thailand

The Americas

GPV Electronics MX

Guadalajara, Mexico

